

# SHERPA 100 ECO



ENG V22.10-1



**SHERPA**  
MINI-LOADERS

# TECHNICAL DATA

## SHERPA 100 ECO



### Motor

Type	Gen 2
Capacity	3.1 kW/ 4.2 hp
Revolutions per minute	1850 rpm
Adjusted amount of revolutions	1850 rpm
Cooling	Air cooled

### Drive system

Hydrostatic through 2 hydraulic wheel motors

### Max. speed

0-3,5 (proportional) km/h\*

### Capacity data

Breakout force	497 kg
Tractive force	250 kg*
Hydraulic drive- and working system	15,2/150 l/bar
Hydraulic tank capacity	38 l

### Tires

Standard 4.00x10 - Trac profile tires

### Brakes

Braking system Hydrostatic on 2 rear wheels/2 front wheels through chain transmission

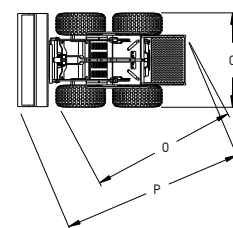
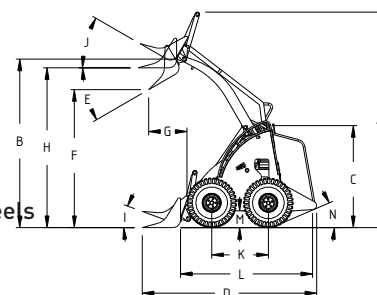
### Steering

Skid steering

### Electrical system

Voltage	24 V
Battery capacity	360 Ah

### Dimensions in mm on standard tyres



A Maximum height with bucket up	2545	J Bucket angle high	53°
B Height hinge point coupling plate	2050	K Wheelbase	657
C Maximum height with bucket low	1195	L Length to coupling plate	1520
D Length + bucket	2165	M Ground clearance	121
E Bucket angle when dumping	51°	N Rear Angle	14°
F Height underside of the bucket when dumping	1480	O Turning radius	1606
G Length from front wheel to bucket when dumping	180	P Turning radius with bucket	2250
H Height bucket horizontally	1860	Q Width	760
I Bucket angle low	26°		

\* Depending on choice of tires

# specifications and features are subject to change without notice

# TECHNICAL DATA

## SHERPA 100 ECO

### Max. Dimensions (L mm x B mm x H mm, without bucket):

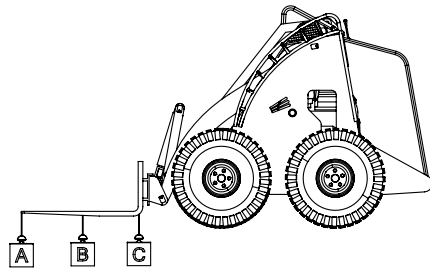
Standard 1490 x 760 x 1218

### Kerb weight

784 kg (with standard tires)

### Tipping loads (kg)\*:

Pallet forks low\*\*

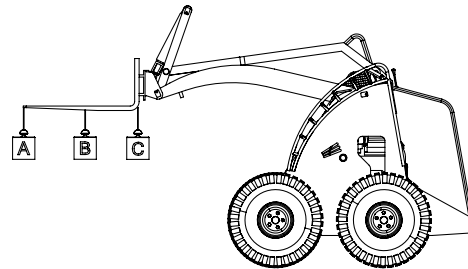


A 275

B 400

C 735

Pallet forks high\*\*



A 187

B 254

C 395

\* Including driver 60kg

\*\* Consider a safety factor of 30%

## SHERPA 100 ECO

The SHERPA 100 ECO has brought about a true revolution in the world of construction and demolition work. By bundling the compact versatility of the SHERPA 100 and a powerful and durable electric motor, there is a SHERPA available that has incomparable benefits.

More information?

Call us +31 412 61 33 44

Canadabaan 14 | 5388 RT Nistelrode | [www.sherpaminiloaders.com](http://www.sherpaminiloaders.com)



# specifications and features are subject to change without notice

**SHERPA**  
MINI-LOADERS